

TOURISM IN ICELAND IN FIGURES

- November 2022

International visitors through Keflavík Airport

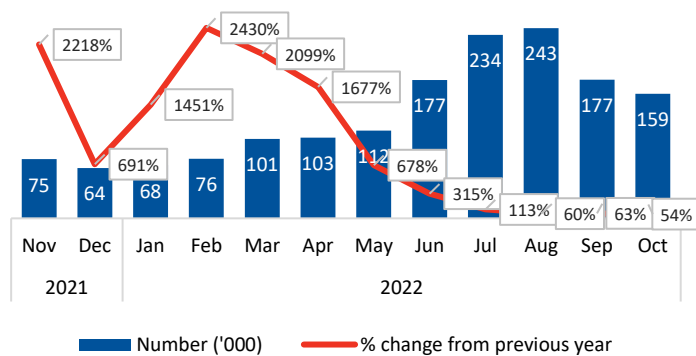
International departures in the period Nov.'21- October'22¹

	% of departures	Number	% change from the past 12 months*
Total number		1,583,653	183.1%
<i>Top ten countries**</i>			
USA	26.5%	419,162	107.3%
UK	12.1%	191,043	500.1%
Germany	8.2%	130,101	142.2%
France	5.8%	91,208	251.5%
Poland	5.4%	85,168	99.0%
Italy	3.9%	61,220	157.3%
Denmark	3.7%	57,981	189.5%
Netherlands	3.2%	50,662	293.2%
Spain	3.1%	48,920	194.8%
Canada	2.6%	40,910	628.1%

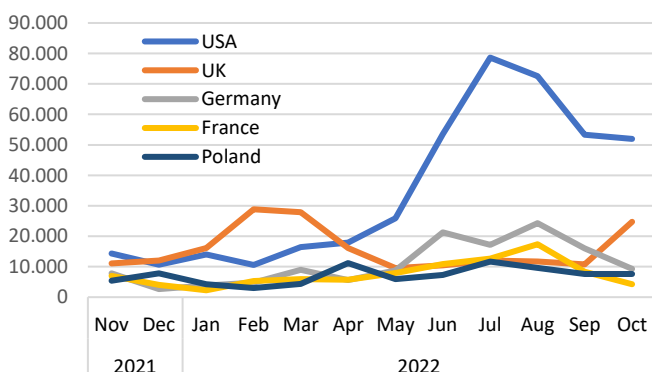
*Comparison of the periods November-October 2020-21/2021-22.

**Top ten countries were 74.3%.

Departures by month¹



Departures by month – Top five* countries¹



*Top five countries (November'21-October'22) in total were 57.8%.

Main purpose of visit to Iceland and length of stay

Purpose of visit November 2021 – October 2022²

	Number*	% of visitors
Holiday	1.436.373	90.7%
Visit friends/relatives	55.428	3.5%
Business related	47.510	3.0%
Health-related, education etc.	23.755	1.5%
Temporary work	11.086	0.7%
Visit without an overnight stay	9.502	0.6%

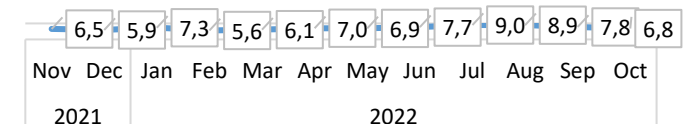
*Calculation based on visitor statistics at Keflavik Airport.

Length of stay in Iceland November 2021 – October 2022²

	Number of nights	% change from the past 12 months*
Average length of stay	7,5	-8.5%
USA	6,8	-10.5%
UK	5,5	-6.8%
Germany	9,9	-3.9%
France	9,0	-1.1%
Poland	8,3	15.3%
Italy	8,4	-7.7%
Denmark	7,0	-7.9%
Netherlands	8,6	-1.2%
Spain	8,5	-13.3%
Canada	7,3	-12.1%

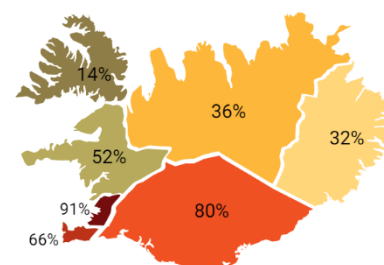
*Comparison of the periods November-October 2020-21/2021-22.

Average length (nights) of stay by month Nov.'21-Oct.'22²



International visitors by region

Which regions were visited November 2021-October 2022²



Overnight stays

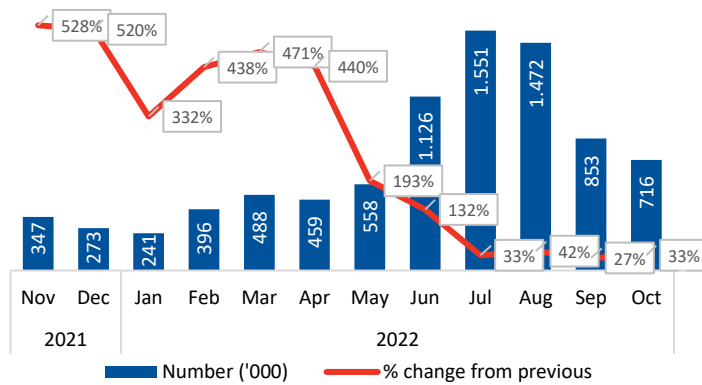
Overnight stays in registered accommodation (Nov.'21-Oct.'22³)

	% of guest nights	Number	% change from the past 12 months*
Total guest nights**		8,480,276	88.8%
Hotels	52.9%	4,482,977	118.6%
Guesthouses	14.6%	1,242,269	70.7%
Other accommodation	32.5%	2,755,030	60.9%

*Comparisons of the periods November-October 2020/21 - 2021/22.

**Non-registered stays are not included.

Overnight stays* in registered accommodation by month³



*Overnight stays of Icelanders and international visitors in registered accommodation.

Overnight stays in hotels November 2021 – October 2022³

	% of hotel guest nights	Number	% change from the past 12 months*
Total guest nights**		4,482,977	118.6%
USA	25.2%	1,127,969	110.2%
Iceland	20.1%	903,290	20.5%
UK	13.2%	589,604	406.3%
Germany	8.8%	395,616	153.1%
France	4.3%	190,942	239.4%

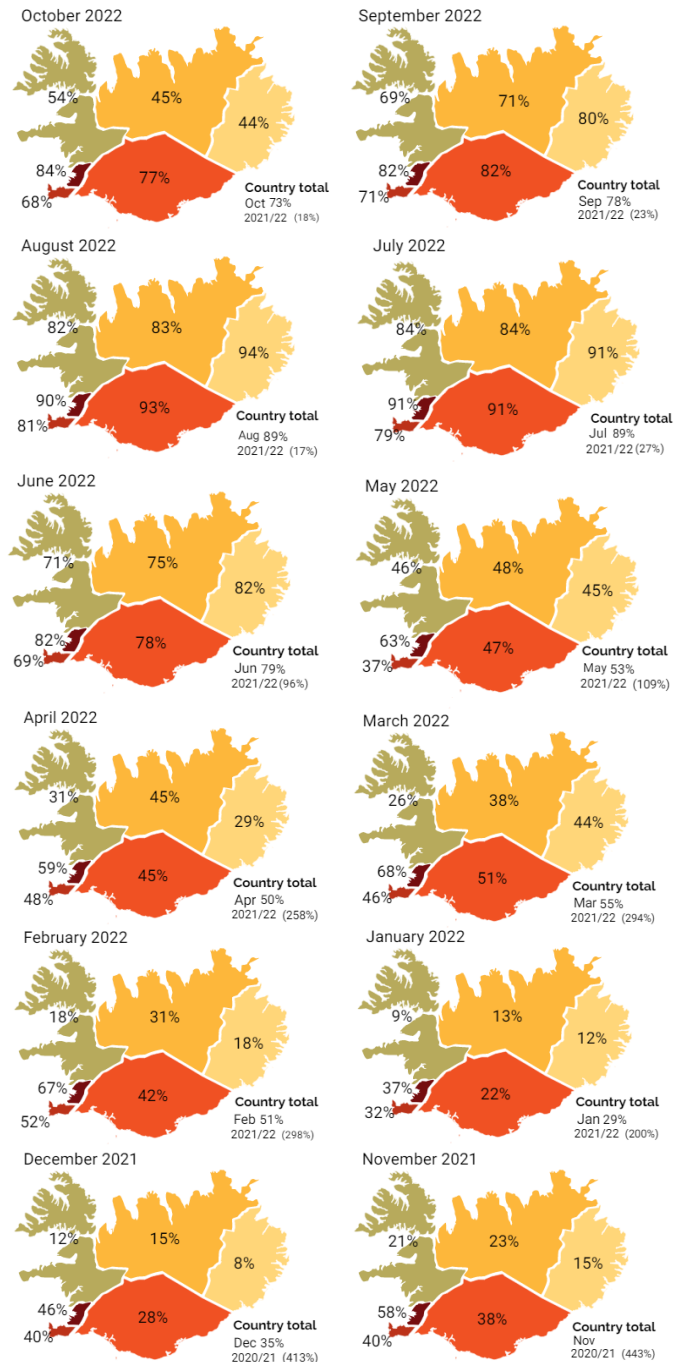
*Comparison of November-October 2020/21 - 2021/22.

**5 largest nationalities accounted for 71.5% of total guest nights in hotels.

Room occupancy in hotels (November 2021 – October 2022³)

	Total		Capital region	
	Room occupancy	% change from previous year	Room occupancy	% change from previous year
Nov'21	44.5%	442.7%	58.2%	601.2%
Dec'21	34.9%	413.2%	46.2%	500.0%
Jan'22	28.5%	200.0%	36.5%	288.3%
Feb'22	51.0%	298.4%	67.1%	515.6%
Mar'22	55.1%	293.6%	68.0%	341.6%
Apr'22	50.1%	257.9%	58.9%	287.5%
May'22	53.3%	109.0%	62.5%	101.6%
Jun'22	78.5%	96.3%	82.4%	83.9%
Jul'22	88.5%	27.2%	90.7%	33.8%
Aug'22	88.6%	17.4%	90.3%	18.5%
Sep'22	78.3%	23.3%	81.8%	29.2%
Oct'22	73.1%	18.3%	84.3%	16.9%

Room occupancy in hotels by region³



Sources

¹Icelandic Tourist Board and Isavia: Departure statistics at Keflavik Airport. The counting of passengers is done manually before they enter the departure area and the limitations of the methodology needs to be kept in mind when viewing the statistics. The counting covers all passengers going through the security check. From October 2019, the counting is based on a sampling method.

²Icelandic Tourist Board: Border Survey conducted by the Icelandic Tourist Board and Statistics Iceland at Keflavik Airport. Due to Covid the survey was not active April-June 2020 and September 2020 - May 2021.

³Statistics Iceland: Accommodation statistics 2020-2022. Guest nights in registered accommodation refer to overnight stays with operators registered in Statistics Iceland's database. Estimated figures for 2022.